

Componentes e ferramentas

1. Componente



2. Ferramentas auxiliares



3. Ferramentas




Instrução de operação

Decape na marcação de 5cm



Fixe o guia no cabo drop



Coloque no gabarito e decape a fibra a partir da marcação indicada




Limpe a fibra




Clive a fibra




Retire do gabarito




Insira a fibra e feche o conector*



Retire a trava



Conector travado



*Ao inserir a fibra, será formada uma curvatura.