



## Componentes e ferramentas

Componente



Ferramentas Auxiliares



Ferramentas




## Instrução de operação


Decape na marcação de 5cm




Fixe o guia no cabo drop




Coloque no gabarito e decape a fibra a partir da marcação indicada



Limpe a fibra




Usar o gabarito na posição indicada



Realize a clivagem



Insira a fibra e feche o conector



Conector travado

