

Componente e Ferramentas


Componente



Ferramentas



Ferramentas Auxiliares




Instrução de Operação

Decape na marcação de 5 cm




Fixe o guia no cabo drop




Insira o guia no gabarito e decape a fibra a partir da marcação indicada



Limpe a fibra utilizando o lenço e o álcool isopropílico




Use o gabarito na posição indicada



Realize a clivagem



Insira a fibra e feche o conector



Conector travado

